

LIST OF PRODUCT RANGE

MATERIAL OF CONSTRUCTION	MFG STD / TESTING STD	CLASS	SIZE (MM)	OPERATION
GATE VALVE				
[A] CAST IRON	API 600, BS 1414, API 6D, TESTING STD API 598	PN-10/16/25	25-1200	MANUAL HAND- WHEEL OPERATED / GEAR OPERATED / ELECTRICAL ACTUATOR - PNEUMATICALLY ACTUATOR OPERATED
[B] CAST STEEL		150	25-1600	
[C] CAST ALLOY STEEL		300	50-800	
[D] STAINLESS STEEL		400	25-600	
[E] DUCTILE IRON		600	25-600	
		900	50-500	
		1500	50-300	
		2500	50-250	
[E] FORGED CARBON STEEL	API 602 / BS 5352 API 598	800	15-50	
[F] FORGED ALLOY STEEL		1500	15-50	
[G] FORGED S/STEEL		2500	15-40	





MATERIAL OF CONSTRUCTION	MFG STD / TESTING STD	CLASS	SIZE (MM)	OPERATION
KNIFE EDGE GATE VALVE				
[A] STAINLESS STEEL	MSS SP-81	150	50-800	MANUAL HAND- WHEEL OPERATED / GEAR OPERATED / ELECTRICAL ACTUATOR - PNEUMATICALLY ACTUATOR OPERATED
[B] CAST STEEL				
[C] CAST IRON				
[D] CAST ALLOY				





MATERIAL OF CONSTRUCTION	MFG STD / TESTING STD	CLASS	SIZE (MM)	OPERATION
GLOBE VALVE				
[A] STAINLESS STEEL		150	25-1200	MANUAL HAND- WHEEL OPERATED / GEAR OPERATED / ELECTRICAL ACTUATOR - PNEUMATICALLY ACTUATOR OPERATED
[B] CAST STEEL		300	25-400	
[C] CAST ALLOY STEEL		600	50-300	
[D] CAST IRON		900	50-200	
		1500	50-100	
		150	25-400	
		300	25-400	
		600	50-250	
		900	50-150	
		1500	50-200	
[E] FORGED CARBON STEEL	BS 5352 / BS 6755	800	15-50	
[F] FORGED ALLOY STEEL		1500	15-50	
[G] FORGED S/STEEL		2500	15-40	





MATERIAL OF CONSTRUCTION	MFG STD / TESTING STD	CLASS	SIZE (MM)	OPERATION
NON RETURN VALVE (SWING / DUAL PLATE TYPE)				
[A] STAINLESS STEEL	BS 1868 / API 6D BS 1868 / API 6D 6755/ API 6D API 598	150	25-900	AUTOMATIC
[B] CAST STEEL		300 / 400	25-600	
[C] CAST ALLOY STEEL		600	25-400	
[D] CAST IRON		900	50-250	
		1500	50-150	
		PN-40	15-500	
		150	25-600	
		300	25-600	
		600	25-300	
		900	50-200	
		1500	50-150	
		PN-40/64	15-500	
		PN-10/16	15-400	
[E] FORGED CARBON STEEL		BS 5352 / BS 6755 API 598	800	
[F] FORGED ALLOY STEEL	1500		15-50	
[G] FORGED S/STEEL	2500		15-40	
DUAL PLATE TYPE CHECK VALVE				
[A] STAINLESS STEEL	API 594 / 598	PN-10/PN-16	25-1800	
[B] CAST STEEL		PN-20/PN-24	25-1800	
[C] CAST IRON		150	25-1800	





MATERIAL OF CONSTRUCTION	MFG STD / TESTING STD	CLASS	SIZE (MM)	OPERATION
BALL VALVE (1 Pc. 2 Pc. & 3 Pc.)				
[A] CAST IRON	BS5351 (BSEN 12266) BS 5351/API 6D BS 6755/API 6D API 607	150	15-600	MANUAL LEVER OPERATED / GEAR OPERATED / ELECTRICAL ACTUATOR - PNEUMATICALLY ACTUATOR OPERATED
[B] CAST STEEL		300	15-600	
[C] CAST ALLOY STEEL		400	40-600	
[D] STAINLESS STEEL		600	40-600	
[E] FORGED ALLOY STEEL		900	40-300	
[F] FORGED CARBON STEEL		1500	40-300	
[G] FORGED S/STEEL		2500	50-300	
		1500	15-40	
		2500	15-32	










MATERIAL OF CONSTRUCTION	MFG STD / TESTING STD	CLASS	SIZE (MM)	OPERATION
BUTTERFLY VALVE (DOUBLE FLANGE TYPE, WAFER TYPE & WAFER LUGGED TYPE)				
[A] STAINLESS STEEL	BS 5155, BS 6755, IS 13095, API 609 AWWAC-504	150	50-2600	MANUAL LEVER OPERATED / GEAR OPERATED / ELECTRICAL ACTUATOR - PNEUMATICALLY ACTUATOR OPERATED
[B] CAST STEEL		300	50-1200	
		PN-10	50-2600	
[C] CAST IRON		PN-16 / PN-25	50-1800	
		PN-10	50-2600	
			PN-16 / PN-25	





MATERIAL OF CONSTRUCTION	MFG STD / TESTING STD	CLASS	SIZE (MM)	OPERATION
THERMODYNAMIC STEAM TRAP				
[A] STAINLESS STEEL	IS 12268	150	15-25	
DIAPHRAGM VALVE				
[A] STAINLESS STEEL	BS 5156, BS 6755	PN-10	15-500	
[B] CAST STEEL		PN-10	15-200	
[C] CAST IRON		PN-10	15-200	
STRAINER ("Y" TYPE / "T" TYPE / POT TYPE)				
[A] STAINLESS STEEL	MARCK/014	150	20-600	
[B] CAST STEEL		300	20-600	
[C] CAST IRON		PN-40	20-600	
		150	15-600	
		PN-40	15-600	
		300	15-600	
		PN-10	15-600	
PISTON VALVE				
[A] STAINLESS STEEL	MARCK-018	150	15-150	
[B] CAST STEEL		300	15-150	
[C] CAST IRON		PN-40	15-150	
PLUG VALVE				
[A] STAINLESS STEEL	MSS SP-78/BS 5158	150	15-200	
[B] CAST STEEL	MSS SP-78/BS 6755			
[C] CAST IRON				










MATERIAL OF CONSTRUCTION	MFG STD / TESTING STD	CLASS	SIZE (MM)	OPERATION	
AIR VALVE					
[A] CAST IRON	IS 14845 / 016	PN-10/PN-16	15-300		
[B] CAST STEEL	AWWA C-512	150	15-300		
[C] STAINLESS STEEL		300	15-300		
SLUICE VALVE					
[A] CAST IRON	IS 14846 : 2000	PN-1.0	50-1800		
[B] CAST STEEL	IS 14846 : 2000	PN-1.6	50-1800		
		PN-2.5	50-1800		
REFLUX VALVE					
[A] CAST IRON	IS : 5312	PN-1.0	50-700		
		PN-1.6	50-700		
		PN-2.5	50-700		
CONTROL VALVE					
2 WAY OR 3 WAY TYPE		AS PER CUSTOMER'S SPECIFICATION	150	25-150	
			300	25-150	
PRESSURE REDUCING VALVE					
DRUM TYPE		AS PER CUSTOMER'S SPECIFICATION	150	25-100	
			300	25-100	
PNEUMATIC ACTUATOR					
		AS PER ISO 5211 STANDARD	(7.5 NM TO 5000NM)		





MATERIAL OF CONSTRUCTION	MFG STD / TESTING STD	CLASS	SIZE (MM)	OPERATION
MOTORIZED ACTUATOR SINGLE PHASE / THREE PHASE ON-OFF TYPE / INCHING TYPE	"AUMA / ROTORK" / "CAIR" / AS PER CUSTOMERS SPECIFICATION		UP TO 35000 NM	
ELECTRO PNEUMATIC / MOTORIZED 2 WAY/3 WAY /4 WAY BALL VALVES	AS PER CUSTOMERS SPECIFICATION			
ELECTRO PNEUMATIC/ MOTORIZED BUTTERFLY VALVE	AS PER CUSTOMERS SPECIFICATION			
SOLENOID VALVES	AS PER CUSTOMERS SPECIFICATION			
NON SLAM CHECK VALVES	AS PER CUSTOMERS SPECIFICATION			








MATERIAL OF CONSTRUCTION	MFG STD / TESTING STD	CLASS	SIZE (MM)	OPERATION
PNEUMATIC CYLINDER	AS PER CUSTOMERS SPECIFICATION			
DRUM VALVE (Drum Type Float Valve, Solenoid Control Valve, PRV, Extended spindle & Sustaining Valve)	AS PER CUSTOMERS SPECIFICATION			
PRESSURE REDUCING VALVE / SAFETY VALVE (ANGLE TYPE)	AS PER CUSTOMERS SPECIFICATION			
VALVE POSITIONERS	AS PER CUSTOMERS SPECIFICATION			
POSITION INDICATOR	AS PER CUSTOMERS SPECIFICATION			
MANUAL OVER RIDE	AS PER CUSTOMERS SPECIFICATION			
NAMUR SOLENOID VALVE	AS PER CUSTOMERS SPECIFICATION			





MATERIAL OF CONSTRUCTION	MFG STD / TESTING STD	CLASS	SIZE (MM)	OPERATION
AIR SET (F+R COMBINATION)	AS PER CUSTOMERS SPECIFICATION			
AIRLOCK VALVE	AS PER CUSTOMERS SPECIFICATION			
VOLUME BUSTERS	AS PER CUSTOMERS SPECIFICATION			
MICRO LIMIT SWITCH	AS PER CUSTOMERS SPECIFICATION	